



COLOUR RUN



TWISTED SCIENCE



TAPS & TOILETS



ON A ROLL

WELTON PRIMARY SCHOOL
NE SLETTER
Education For Country Kids



STEM WEEK

Here they are, the best kids anyone could ask for. A huge congratulations to this lot who conducted themselves most admirably last week both at school (Morning Tea and Coliban Water Visit) and outside of school when we visited Echuca. It is so wonderful when we get such positive comments back from the community about the outstanding behaviour and impeccable manners of our students as well as their willingness to give new experiences and challenges a go.

More STEM Activities

Last week proved to be a very busy but very educational one, with so many STEM based activities for our students. The week began with students constructing paper decorations for our Australia's Biggest Morning Tea Fundraiser. Some of the students found some of the paper construction skills challenging. We raised a total of \$182.20 for the Cancer Council- thank you to everyone involved.

On Tuesday we were visited by Mr Rob Krobar from Coliban Water, he conducted a workshop for our students to participate in. They were challenged with the task of making a replica of how towns receive their water supply, dispose of sewage and use recycled water in parks and recreation areas.

Students were also busy on this day cooking for our morning tea fundraiser; making sausage rolls, banana muffins and rum balls.

On Wednesday we hosted our inaugural morning tea for the Cancer Council. In the afternoon our students constructed bridges from materials such as straws, tape and paper. The challenge was to make them strong enough to hold a lego car.

Friday was of course our excursion into Echuca. We visited Twisted Science in the morning where the students enjoyed not only making replicas of paddle steamers, but also the many hands-on science activities. We visited the Moama Wharf and Echuca/Moama Bridge to see how they were constructed and what materials were used. We then had a yummy lunch (chips and potato cakes- mmmmm) at the Moama Playpark and took a close look at the materials used to make some of its components- we may have snuck in some play time too.

TAPS AND TOILETS By James

Mr Krober from Coliban Water taught us about how pipes work. He made us do an engineers job. We had to work out how houses get water from pipes and water factories. The most challenging thing was trying to use the least amount of pipes that we could. It was also tricky trying to work out how the water gets to the houses. I learnt that old pipes were made out of wood, I also learnt that all of the water pipes around Victoria is the distance from Melbourne to Darwin.



COLIBAN WATER By Daria

Today we did an activity with Mr Krobar. We had to make a map and we used cut up straws in different colours that meant different types of pipes. Firstly we had to assemble the map, next we had to put all of the houses in. After that we had to put the blue pipes to every house to take water there. Then we had to have black pipes coming from every house which were the sewage pipes. Finally, we had to put the recycled water pipes (purple) into the sports centre and the nature reserve.

TAPS AND TOILETS By Brodey

Today we were learning about the taps and toilets. We learned how the water gets to the taps. Then we watched a short film. What I found challenging was the taps and toilets poster because you had to find the right pieces to put into the spot. We had to put the straws in a line or bend them to make them like pipes and we had to do it in different colours for the fresh water, recycled and sewage.




BIGGEST MORNING TEA By Jasmine

I did some cooking. I made sausage rolls and banana muffins.

BIGGEST MORING TEA By Ashton

I made sausage rolls. I made rum balls and chocolate slice.



Play Group

Playgroup is on again this Friday, commencing at roam. We hope to have a great turnout from our local families.

Echuca Cross Country

Well done to James, who competed in the Echuca District Schools Cross Country last week. James ran well on the day finishing in the top half of the field. It's not easy heading off on your own to represent our school; a fantastic effort James.

Colour Run

The Murray Plains Cluster Activity Day, which was hosted by Leitchville Primary School, two weeks ago was a fantastic success. Our students decorated t-shirts, participated in sporting activities and then all competed in the inaugural Colour Run. Students had to run around a track and whilst doing so were coated in dry coloured chalk. Messy but a whole lot of fun.

CRAZY DAY by Kayden

Yesterday we had a Colour Run and it was messy and it was cool. We designed t-shirts and they were cool.

Secondly, we played games. There was a painted snakes and ladders game on the concrete and we played with a parachute.

It was cool.

COLOUR RUN by Lucas

On the Colour Run Day we did four events and it was a lot of fun.

Firstly, we made tops. My design was a drag racing car and a van. We used fabric textas.


Secondly, we played snakes and ladders. I played against Austin and I won. I was the first to one hundred.

Thirdly, we did a parachute game with balls and we made a tent.

Last of all we did the Colour Run.

COLOUR RUN by Jayden

Yesterday I went to Leitchville. My favourite part was the Colour Run. We had to run two kilometres. We designed a t-shirt, we used them for the Colour Run. As we ran the teachers and some parents threw chalk at us.



MACC News


Wow! What a busy start to the term. Already week 6. The term started with a response to the Anzac book, Reflection, using symbols such as the poppy. It's great to see the children's work being included in local Anzac ceremonies.

Then it was Mother's Day. This term we are focusing on the studio of Collage. as an introduction the children used paper to make collage cards and gifts.

Finally we start on our Van Gogh and the Seasons unit. This year the Melbourne Winter Masterpieces exhibition at the National Gallery of Victoria (NGV) is lucky enough to present a collection of Van Gogh's artworks based on the four seasons. In class, students will view and discuss images of his artwork and respond by making various collages. Each Season will be represented using different materials; Spring - paper 3D collage, Autumn - natural materials, Summer - textiles, and Winter - man-made and recycled materials. If you are in Melbourne and have an opportunity to see the exhibition, it is on from April 28th until July 9th. It's the gallery next to the Arts Centre.

Art books will go home before the end of term, but will need to be returned for Terms 3 and 4 please. If there is a particular piece of work that you would like to frame, please remove it carefully before you return the book.

More Action from the last week....



COMING SOON

PLAYGROUP at Welton.....	Friday June 2nd
Queen's Birthday Long Weekend.....	Monday June 12th
Lightning Premiership @ Kerang (Yr 5).....	Friday June 16th
PLAYGROUP at Welton	Friday June 16th
Report Writing Day (student free day).....	Friday June 23rd
End of Term 2	Friday June 30th